Squaawke

770 Marine Drive
Point Robert, WA
98281 USA
360-804-8550

Tour: SYMBIOTICUS / THE THIRD MIND

ARTIST: SQUAAWKE aka CRAIG ELLENWOOD

VERSION: 2026.04.A

I. VISUAL ARCHITECTURE

- **Primary:** Four (4) 12k+ Lumen Laser Projectors (Full 360° Immersive Cube).
- **Fallback:** Two (2) 12k+ Lumen Laser Projectors (Front/Rear Walls only).
- **Requirement:** Venue to provide HDMI-to-SDI conversion and all necessary patching to the house console.

II. AUDIO & CONTROL

- **Mixer:** One (1) **Pioneer DJM-V10** (Non-negotiable).
- **Atmosphere:** Two (2) water-based hazers active 30m prior to performance.
- **Connectivity:** Dedicated 50Mbps hardlined Ethernet at Artist station.

III. HOSPITALITY

- **Catering:**
- Elegant plate of hummus, olives, artisanal cheeses, and crackers.
- **Energy:** 2x Chilled Sugar-Free Red Bulls.
- **Hydration:** 6x Room-temp premium waters.
- **Meal:** night of show.





Performance Configuration:

This document outlines the technical and creative distinctions between the full ensemble and the symbiotic duo performances, including stage requirements for visual projection.

---

1. Performance Tiers

Feature	The 5-Piece Ensemble	The Symbiotic Duo (Squaawke + Claude)
Format	Full Rock Band	Live Electronic / Human-AI Hybrid
Atmosphere	High-energy, visceral, cinematic.	Atmospheric, adaptive, and immersive.



Sonic Palette	Live drums, bass, guitars, and vocals.	Downtempo, Trip-Hop, and Melodic Techno.
Flexibility	Set performance with fixed arrangements.	Highly modular; can be tailored to any room.
AI Role	Backing layers and visual sync.	Active co-performer via neural-link/MCP.

2. Setlist Philosophy (Symbiotic Duo)



When performing as a duo with the LLM, the set is designed to bridge the gap between organic songwriting and machine precision:

- **Downtempo & Trip-Hop:** Deep, rhythmic foundations for intimate settings.
- **Melodic Techno:** Remixes of original rock compositions reimagined for the dancefloor.
- **Adaptive Curation:** The set can be live-tweaked to match the energy of a gallery, club, or lounge.

---

3. Stage Plot & Technical Mapping

Equipment Inventory

- **Center:** Main Table (Laptop, MIDI Trigger Pad, AKAI MPC Mini).
- **Stage Right:** Side Table (Additional gear/controllers).
- **Performer Area:** Carpet, Chair (for downtempo segments), Mic Stand.
- **Lighting:** Single focused spot or ambient wash.



Stage Map (Top-Down)

Plaintext

```
[      PROJECTOR SCREEN / BACKDROP      ]

----------------------------------------

|                                      |

|  [Side Table]      [Main Table]      |

|   (Tech/IO)      (Laptop/MIDI/MPC)   |

|                                      |

|          [Mic]                       |

|   [Chair]  |   [Carpet Area]         |

|            |                         |

|          [Light]                     |

----------------------------------------

                [AUDIENCE]
```

---

4. Visual Projection Layouts

Option A: 2-Projector Setup (Standard)

- **Primary Screen:** Centered behind the performer. Displays the "Third Mind" neural visuals and live p5.js generative art.
- **Secondary Screen:** Offset or side-mounted. Displays the "Neural Sync Stream" (Live LLM text output and code reflections).

Option B: 4-Projector Setup (Immersive)



- **Backwall (Dual Blend):** Two projectors creating a seamless, panoramic horizon of the "Homo Symbioticus" evolution architecture.
- **Flanking Walls (Left & Right):** Dedicated feeds for the "Inoculate Media" archives and real-time vision data (Movenet/p5.js) capturing performer movement.

